

**CROWN**

# PRODUCTS & SERVICES



# Ideas That Advance

At Crown, our commitment to innovation means we continually look for ways to advance the design, manufacture and support of material handling solutions that help provide excellent performance.

We promise our customers a premium experience that comes through:

- Crown's dedicated, global material handling team
- A wide range of lift trucks that are safe, efficient and ergonomic
- Advanced technology integrated within our lift trucks and beyond
- Comprehensive support for improved total cost of ownership.

## /// Proven Trucks

- Lift trucks ideal for nearly any job
- Performance in the warehouse and beyond
- A forklift design leader recognized with more than 100 global awards

## /// Advanced Technology

- Consistent technology across all Crown lift trucks
- Integrated, real-time data to drive performance
- Flexible implementation of automation

## /// Dedicated Professionals

- Global, highly trained sales force
- Material handling technology expertise
- Dependable, capable support for critical logistics decisions

## /// Complete Support

- Integrity Parts and Service System™
- End-to-end support for remarkable ROI
- Incredibly low total cost of ownership

Visit [crown.com](http://crown.com)  
For the complete product line

# Local Presence

Crown locations and dealers are equipped to provide local service and support for every major market in Latin America and the Caribbean. With local expertise and familiarity with regional requirements, Crown can provide specific products and material handling solutions designed to fit your application requirements.



**33**  
Sales and Service Locations

**3**  
Regional Training Centers

Crown solutions are available through an extensive retail network that provides sales and service in locations throughout Latin America and the Caribbean.

# Global Strength

Crown is one of the world's largest lift truck manufacturers, and supports customers in 84 countries through five regional headquarters. Distinguished by innovative product design and a collaborative approach to customer service, our knowledge of material handling practices and restrictions enables us to provide customers with outstanding solutions, locally and globally. From design to delivery and beyond, you can expect exceptional value from Crown.



Our extensive sales, distribution and service network is anchored by hundreds of retail locations throughout the world, focused on building local relationships that ensure a consistent customer experience no matter the customer size or location.

**Crown's Global and North American headquarters** remain in New Bremen, Ohio, where the company originated, with facilities that incorporate the latest technologies while preserving the town's past.



**Crown's extensive network** of field service technicians is supported by millions of parts to ensure an outstanding first-time fix rate designed to keep our customers' operations running.





## Innovation Begins with the Lift Truck

Crown's technology innovations begin within the lift truck and extend far beyond. Integrating our Access 1 2 3™ operating system with InfoLink™ and FleetSTATS™, the Crown Insite™ Productivity Suite delivers technology-enabled solutions for:

- Improved lift truck and operator performance
- Support for customers moving toward warehouse automation
- Use of valuable truck, operator and operational analytics for better management and control

### Access123™

#### Increase Fleet Efficiency

- Significantly contributes to fleet uptime by providing operators and technicians with a fast, easy and consistent approach to diagnostics and service
- Increases technician proficiency to help reduce service time and costs across all Access 1 2 3-equipped lift trucks



#### Control Maintenance Costs

- Integrates truck, fleet, location performance and service data for valuable insight and optimal management
- Helps control cost and improve performance with detailed data, real-time reporting and streamlined, proactive planning throughout the operation



#### Improve Truck and Operator Performance

- Lift truck connectivity puts the power of accurate, on-demand operator and fleet management metrics at your fingertips
- Helps monitor and manage performance factors that have the greatest affect on your operation's bottom line
- Enables quick exploration and analysis of issues
- Helps to establish performance benchmarks via interactive dashboards
- Encourages improved safety and compliance, increased productivity, and reduced cost
- Crown's Lifecycle Services leverages connected fleet data and statistical analysis to help predict and avoid unscheduled downtime

### Move Toward Warehouse Automation

As your business changes, you want to have a lift truck that is ready to evolve with you, enabling further productivity and safety solutions. Several Crown lift trucks feature solutions that help improve your operations without the high investment in full automation. The benefits may include:

- Increased productivity
- Increased pick accuracy
- Improved safety
- Optimized labor resources
- Reduced operator fatigue
- Reduced product, facility and lift truck damage



**Auto Positioning System**, available on TSP models, increases consistency and pick accuracy in very narrow aisle applications, boosting productivity by taking a more effective route to the next pick position. Includes Auto Fence.




For low-level order picking applications, the **QuickPick™ Remote System** uses wireless technology to remotely advance the truck. By reducing the number of times the operator gets on and off the truck, QuickPick Remote helps promote safety, reduces operator fatigue and boosts productivity, saving up to five seconds per pick.



**Auto Fence**, available on TSP models, helps promote safety by automatically slowing travel speed, stopping or limiting truck height within the VNA (very narrow aisle) based on the location of the truck.

# Lift Trucks for Most Any Application

Crown lift trucks support a wide range of demanding applications in warehouse, manufacturing and distribution.



**Dock Work**  
Maneuverability is key in exacting dock work. That's why Crown lift trucks are designed to make tight turns and give operators precise control.




**Order Picking**  
Speed and ease are paramount in demanding order picking situations. Crown lift trucks are designed to expedite each task and get more work done.




**Transport**  
Speed and durability go full force for applications that require transport of loads within the warehouse or in preparation for movement outside the warehouse.



**Rack Storage**  
Crown lift trucks support rack storage applications with precise operator controls to help ensure fast, easy and safe inventory movements.



**Narrow Aisle**  
Crown's leadership in narrow aisle applications means customers can count on lift trucks that make the most of every inch.



**Very Narrow Aisle**  
Tight aisles and soaring heights are familiar territory for Crown lift trucks. We have years of experience supporting efficient operations.



**Bulk Storage**  
Big, heavy loads rely on the strength of Crown lift trucks. Operators rely on the exceptional precision and control provided by Crown's Intrinsic Stability System.™



**Outdoor**  
Crown's IC forklifts are designed to perform indoors and outdoors. Built to withstand tough environments, Crown's IC trucks won't let you down.

# Lift Truck Selector Guide

Model	Dock Work	Order Picking	Transport	Rack Storage	Narrow Aisle	Very Narrow Aisle	Bulk Storage	Outdoor
<b>Electric Counterbalance</b>								
RC Series	■		■	■			■	
SC Series	■		■	■			■	■
FC Series	■		■	■			■	
C-B Series	■		■	■			■	■
<b>IC Counterbalance</b>								
C-5 Series Cushion	■		■	■			■	
C-5 Series Pneumatic	■		■	■			■	■
C-G Series Cushion			■	■			■	
C-G / C-D Series Pneumatic			■	■			■	■
<b>Reach Trucks</b>								
RM/RMD Series			■	■	■		■	
RR/RD Series			■	■	■		■	
ESR Series	■		■	■	■		■	
<b>Very Narrow Aisle Trucks</b>								
TSP Series		■		■		■		
<b>Order Pickers</b>								
SP Series		■			■	■		
MPC Series	■	■	■	■			■	
WAV Series		■				■		
<b>Stackers</b>								
ST/SX Series				■	■		■	
SH Series				■	■		■	
SHR Series				■			■	
SHC Series			■	■			■	
ES/ET Series				■			■	
DT Series	■	■	■	■	■		■	
M Series				■	■		■	
<b>Pallet Trucks</b>								
PTH Series	■							
WP Series	■						■	
PW Series	■						■	
WT Series	■	■	■				■	
PE Series	■	■	■				■	
PC Series	■	■	■					
GPC Series		■	■					
PR Series	■		■				■	
RT Series	■		■					
QuickPick Remote	■	■	■					
<b>Tow Tractors</b>								
TR/TC Series		■	■					

# Electric Counterbalance Forklifts

Counterbalance forklifts are designed to handle a wide variety of material handling tasks and can be customized with a range of load-handling attachments. No matter which Crown counterbalance forklift is selected, customers experience strength and durability for the long run.

## FlexRide™ Adjustable Floorboard

This feature offers improved shock and vibration protection compared to a conventional floorboard and also includes a weight adjustment feature to fit operators of different sizes.



Available on RC 5500 Series

## Confidence Built-in

The optional **D4 Armrest** features easy, one-handed adjustment of up/down and fore/aft positioning to fit nearly any operator and provide all-day comfort. Use with manual levers or with one of four integrated bionic controls - Fingertip, Dual-Lever, Mini-Lever or Combination.



### RC 5700 Series

Tire: Cushion  
Power: Electric 36V  
Load Capacity: 1360 to 1800 kg  
Lift Height: 3910 to 7010 mm



### SC 5200 Series

Tire: Cushionin  
Power: Electric 36/48V  
Load Capacity: 1360 to 1800 kg  
Lift Height: 2895 to 7010 mm



### SC 6000 Series

Tire: Pneumatic (Super Elastic)  
Power: Electric 48V  
Load Capacity: 1300 to 2000 kg  
Lift Height: 2895 to 7490 mm



### FC 5200 Series

Tire: Cushion  
Power: Electric 36/48V  
Load Capacity: 2000 to 3000 kg  
Lift Height: 3200 to 7925 mm



### C-B\* Series

Tire: Pneumatic (Super Elastic)  
Power: Electric 80V  
Load Capacity: 2500 kg to 5000 kg  
Lift Height: 3000 to 6010 mm

# IC Counterbalance Forklifts

Crown offers internal combustion (IC) lift trucks that produce real uptime and lower total costs -- even in tough application environments. Available with weight capacities from 2000 to 3800 kilograms, Crown has an IC forklift available for a wide variety of indoor and outdoor applications.



**C-G Series, Models 15-20**  
Tire: Cushion  
Power: Internal Combustion - LPG  
Load Capacity: 1500 to 2000 kg  
Lift Height: 1980 to 6000 mm



**C-5 Series**  
Tire: Cushion  
Power: Internal Combustion - LPG  
Load Capacity: 1814 to 2948 kg  
Lift Height: 4368 to 7010 mm



**C-G Series, Models 35-55**  
Tire: Cushion  
Power: Internal Combustion - LPG  
Load Capacity: 3500 to 5500 kg  
Lift Height: 2750 to 7000 mm



**C-G Series, Models 35-55 Box Car**  
Tire: Cushion  
Power: Internal Combustion - LPG  
Load Capacity: 3500 to 5500 kg  
Lift Height: 2750 to 7000 mm



**C-5 Series**  
Tire: Pneumatic  
Power: Internal Combustion - LPG  
Load Capacity: 1814 to 2948 kg  
Lift Height: 4368 to 7010 mm



**C-G Series, Model CD 20-35NXP**  
Tire: Pneumatic  
Power: Internal Combustion - LPG  
Load Capacity: 2000 to 3500 kg  
Lift Height: 3000 to 7060 mm



**C-G Series, Models 60-70**  
Tire: Pneumatic  
Power: Internal Combustion - LPG  
Load Capacity: 6000 to 7000 kg  
Lift Height: 3000 to 6050 mm



**C-5 Series**  
Tire: Pneumatic  
Power: Internal Combustion - Diesel  
Load Capacity: 1814 to 2948 kg  
Lift Height: 4368 to 7010 mm



**C-D Series, Model CD 20-35NXP**  
Tire: Pneumatic  
Power: Internal Combustion - Diesel  
Load Capacity: 2000 to 3500 kg  
Lift Height: 3000 to 7060 mm



**C-D Series, Models 35-55**  
Tire: Pneumatic  
Power: Internal Combustion - Diesel  
Load Capacity: 3500 to 5500 kg  
Lift Height: 2750 to 6050 mm



**C-D Series, Models 60-90**  
Tire: Pneumatic  
Power: Internal Combustion - Diesel  
Load Capacity: 6000 to 9000 kg  
Lift Height: 3000 to 6050 mm

### Rugged Steering Axle

Large steering spindles equipped with kingpin and sealed taper roller bearings absorb impacts and keep moving parts free of contamination. A thick welded steel axle beam offers strength and durability.



### Dual Element Air Cleaner

A heavy-duty dual element air cleaner provides advanced protection against engine contamination.



### Hood Mounted Levers

Hood-mounted hydraulic control levers allow for a comfortable arm position to prevent operator fatigue.



### Adjustable Full Suspension Seat

Adjustable full suspension seat offers all-day comfort and is adjustable for a wide range of operators.



# Reach Trucks

Rider Reach Trucks are generally used in narrow aisle applications where storage density and material handling productivity requirements are high.

## Monolift™ Mast

This innovative mast design offers excellent rigidity—all the way to 12,825 mm—and substantially greater load capacity at height.



## Xpress™ Lower

The Xpress Lower feature increases lower speeds so the operator spends less time waiting for the load to lower and more time moving pallets.



## Traction Control

OnTrac™ Anti-Slip Traction Control reduces tire spin and improves control.



## Regenerative Lower

The RM 6000 Series carefully uses energy and gives it back as the mast is lowered—extending battery.



**RM 6000 Series**  
Load Capacity: 2000 kg  
Lift Height: 4875 to 10160 mm



**RM 6000S Series**  
Load Capacity: 2000 kg  
Lift Height: 4875 to 10160 mm

**RMD 6000 Series**  
MonoLift™ Mast Deep Reach  
Load Capacity: 1450 kg  
Lift Height: 4875 to 10160 mm

**RMD 6000S Series**  
MonoLift™ Mast Deep Reach  
Load Capacity: 1450 kg  
Lift Height: 4875 to 12825 mm



**RR 5700 Series**  
Load Capacity: 1600 & 2000 kg  
Lift Height: 5025 to 10160 mm



**RR 5700S Series**  
Load Capacity: 2000 kg  
Lift Height: 5025 to 11225 mm



**ESR 5200 Series**  
Load Capacity: 1400 to 2000 kg  
Lift Height: 2760 to 13000 mm

**RD 5700 Series**  
Deep Reach  
Load Capacity: 1450 kg  
Lift Height: 5025 to 10160 mm

**RD 5700S Series**  
Deep Reach  
Load Capacity: 1450 kg  
Lift Height: 5025 to 11225 mm



# Very Narrow Aisle Trucks

Very Narrow Aisle Trucks are used in very narrow aisle applications, such as order picking and stock replenishment, where the operator must be elevated to perform the task.

## MoveControl™ Seat

Comfortable and confident operators are more productive. The Crown MoveControl Seat positions the operator for the right task.



## Top Battery Access

Ergonomic easy-top battery access eliminates the difficulty of removing batteries to perform routine maintenance.




## Visibility

Clear vision is the foundation of operator confidence. With a large viewing window, the SP Series helps operators be more productive.



## The Wave™ Work Assist Vehicle™

Customers benefit from the Wave Work Assist Vehicle's ability to smoothly move up and down while traveling for better, faster order picking and put-away.



# Order Pickers

Crown can optimize your order-picking process—both on the ground and at high elevations. Excellent driving performance, stability and industry-leading ergonomics allow operators to work productively and confidently.



**TSP 6500 Series (shown)**  
Turret Stockpicker  
Load Capacity: 1500 kg Lift  
Lift Height: 4900 to 13485 mm

**TSP 7000 Series**  
Turret Stockpicker  
Load Capacity: 1500 kg  
Lift Height: 4900 to 17145 mm

**Available with:**  
• Auto Positioning System  
• Auto Fence



**SP 3500/4000 Series**  
Stockpicker  
Load Capacity: 1360 kg  
Lift Height: 3450 to 9295 mm



**SP 3570F Series**  
Straddle  
Load Capacity: 1360 kg  
Lift Height: 5334 to 9296 mm



**MPC 3000 Series**  
Order Picker with Mast  
Load Capacity: 1179 kg  
Lift Height: 787 to 4292 mm

**SP 3580F Series (shown)**  
Platform and Cart Handler  
Load Capacity: 680 kg  
Lift Height: 5334 to 9296 mm



**WAV 60 Series**  
Work Assist Vehicle  
Load Capacity: 135 kg operator, 90 kg load tray, 115 kg load deck  
Platform Lift Height: 2995 mm

# Stackers

Stackers are used in applications where loads can be stored above floor level and when minimal travel distances are the norm.



## X10™ Handle

Crown's X-10 Control Handle provides easy access to 10 control and safety features within reach throughout the work cycle.



## Exceptional Visibility

The sloped, low-profile power unit cover, center-mounted handle and clear mast design provide operators an exceptional all-around view.



**M 3000 Series**  
Walkie Straddle Stacker  
Load Capacity: 900 kg  
Lift Height: 2305 to 3655 mm



**ST 3000 Series**  
Walkie Straddle Stacker  
Load Capacity: 1000 kg  
Lift Height: 2400 to 4250 mm



**SX 3000 Series**  
Walkie Straddle Stacker  
Load Capacity: 1500 kg  
Lift Height: 2400 to 4250 mm



**SH 5500 Series**  
Heavy-Duty Walkie Straddle Stacker  
Load Capacity: 1800 kg  
Lift Height: 3240 to 4880 mm



**SHR 5500 Series**  
Heavy-Duty Walkie Reach Stacker  
Load Capacity: 113 to 1600 kg  
Lift Height: 3240 to 4880 mm



**SHC 5500 Series**  
Heavy-Duty Counterbalance Walkie Stacker  
Load Capacity: 1130 to 1810 kg  
Lift Height: 2895 to 4365 mm



**ES 4000 Series**  
Fork Over Stacker  
Load Capacity: 1500 kg  
Lift Height: 2438 to 5384 mm



**ET 4000 Series**  
Fork Over Stacker  
Load Capacity: 1500 kg  
Lift Height: 2438 to 5384 mm



**DT 3000 Series**  
Double Stacker  
Load Capacity: 1500 kg  
Lift Height: 1651 to 2590 mm

# Pallet Trucks

Pallet trucks are used in a wide range of floor-level applications. They provide a reliable, economical material handling solution.


## Rugged and Powerful

A Crown-designed and -built drive unit has a powerful AC drive motor, robust in-line spur gears, and is top-and-bottom-mounted to provide power and durability.



## Guaranteed Durability

A heavy-duty undercarriage and power unit provide the rugged durability customers demand.



**PTH 50 Series**  
Hand Pallet Truck  
Load Capacity: 2300 kg

Also available in galvanized.



Manual Shown

**PTH 50S Manual Scissor Lift**  
**PTH 50PS Powered Scissor Lift**  
Hand Pallet Truck  
Load Capacity: 1000 kg  
Lift Height: 800 mm



**WP 3000 Series**  
Walkie Pallet Truck  
Load Capacity: 2000 kg



**PW 3500 Series**  
Walkie Pallet Truck  
Load Capacity: 2721 and 3628 kg



**PE 4000/4500 Series**  
End-Control Pallet Truck  
Load Capacity: 2700 to 3600 kg  
Forks: Double and triple lengths available  
Power steering available



**PR 4500 Series**  
Rider Pallet Truck  
Load Capacity: 2721 and 3628 kg  
Forks: Double and triple lengths available



**RT 4000 Series**  
Rider Pallet Truck  
Load Capacity: 2000 kg  
Forks: Double length available



**WT 3000 Series**  
Platform Pallet Truck  
Load Capacity: 2494 kg  
Platform: Foldable or fixed



**PC 4500 Series**  
Center-Control Pallet Truck  
Load Capacity: 2700 to 3600 kg  
Forks: Double and triple lengths available

Available with:  
• QuickPick Remote System



**GPC Series**  
Low Level Order Picker  
Load Capacity: 2721 kg  
Platform Lift Available

Available with:  
• QuickPick Remote System

# Tow Tractors

Innovative technology and heavy-duty construction are the cornerstones of Crown's tow tractors, offering proven pulling power and control for manufacturing, warehouse and distribution center applications.



**TR 4500 Series**  
Tow Tractor  
Rolling Load Capacity: 4500 kg



**TC 3000 Series**  
Tow Tractor  
Load Capacity: 3000 kg

# Work Assist™ Options and Accessories

Crown's wide selection of options and accessories are designed to enhance operator productivity and comfort for unique applications and workplace environments. These rugged tools can be easily combined and positioned in the location well suited to the application and the user.



**Pad Clips / Scanner Hooks**



**Vertical Shrink Wrap Holders**



**Cup Holders**



**Fans and Lights**



**PTH Load Tray and Storage Trays**



**Accessory Clamps / Mountings**



**Work Lights**



**Mirrors**



**Storage and Shrink Wrap Trays**



**Three Pocket Organizer / Rear Storage Bin**

# Integrity Parts and Service System

Crown's Integrity Parts and Service System is built on a system of performance to support a low total cost of ownership. This system is characterized by parts availability, factory support and trained technicians. Crown provides the resources and expertise to help maintain the performance and value of its lift trucks for the long haul.



**V-Force™ Battery and Charger Options**  
A full line of battery and charger options and support is available through Crown's dealer network.



The integration of parts and service enables Crown to rapidly provide—and replace—parts and maintenance solutions that translate to uptime, all the time.



**Crown Integrity Parts System™**  
The value of the Crown Integrity Parts System becomes apparent with each Crown lift truck—longer parts life, less downtime, easier and faster part replacement, lower labor costs, a longer life and higher performance.

Trust a respected lift truck manufacturer over a look-alike parts supplier to provide a long-term performance advantage for your lift trucks.



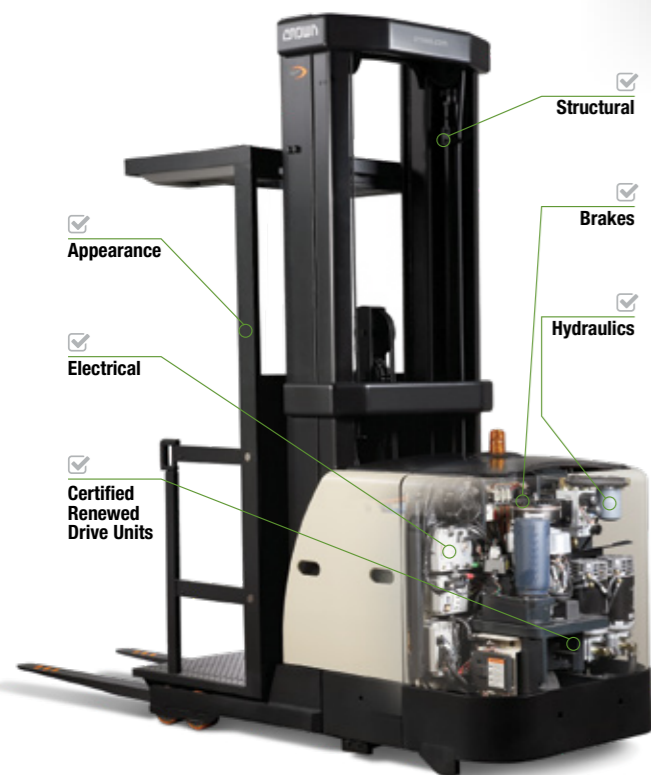
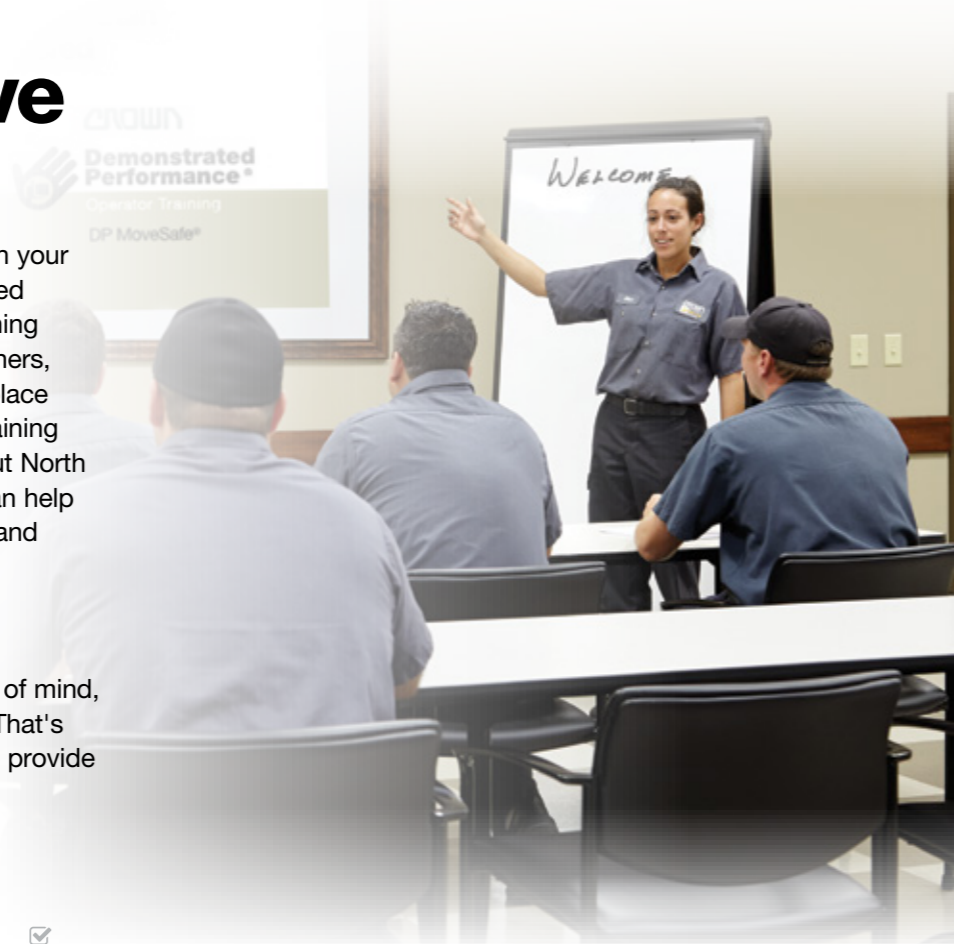
**Crown Integrity Service System**  
Crown has made substantial investments in engineering, technology and our people to provide expert assistance from our customer call center representatives, as well as excellent service support, warranty coverage and reliable parts.

# Comprehensive Training

Learn from the experts. Crown can help you in your effort to provide a safe and productive powered industrial lift truck work environment with training products and services for your operators, trainers, supervisors, technicians and even your workplace pedestrians. Available through our regional training centers and retail branches located throughout North America, Crown's forklift training programs can help you promote performance, encourage safety and reduce your total cost of ownership.

## The Most Important Factor is You

Crown lift trucks are designed with safety top of mind, but a lift truck is only as safe as its operator. That's why we not only build safe lift trucks, but also provide excellent, comprehensive training programs.



**encore™**

### Crown Encore™ Lift Trucks

With comprehensive repair and replacement and the assurance of an industry-leading warranty, Crown's Encore Lift Trucks provide guaranteed performance at a competitive price.

- **Repair and replacement**
- **Complete reconditioning**
- **Finishing and inspection**

**ecologic™**  
Clean Environment. Smart Business.

As a global leader in material handling, Crown has the responsibility and the opportunity to make a difference. We believe this difference starts with our sustainability promise, processes and products.

# Crown Products and Services

At Crown, we can provide extra value in your material handling solutions. Let Crown take the time to design, plan and implement your customized solution, allowing you to remain focused on your business objectives.



Lift Trucks for Every Application



Warehouse Solutions Products



Fleet Management



Safety and Training



V-Force Batteries and Chargers



Integrity Parts



Rentals



Integrity Service



**Crown Lift Trucks Commercial, Ltd.**

Anhanguera Logistics Center - Jundiaí  
Antonieta Piva Barranqueiros Av., n/n - Industrial District  
Anhanguera Highway Km 62  
Jundiaí/SP - CEP 13.212-000 - Brazil

**Tel** +55 11 4585-4040

**Fax** +55 11 4585-4050

[www.crown.com](http://www.crown.com)

Because Crown is continually improving its products, specifications are subject to change without notice.

Notice: Not all products and product features are available in all countries in which this literature is published.

Crown, the Crown logo, the color beige, the Momentum symbol, Work Assist, Wave, Integrity Service System, Integrity Parts System, Crown Insite, FleetSTATS, InfoLink, Encore, X10 Handle, the Encore logo, Work Assist Vehicle, ecologic, VForce, FlexRide, MonoLift, Xpress Lower, On Trac and On Demand Cooling and Access 1 2 3 are trademarks of Crown Equipment Corporation in the United States and other countries.

Copyright 2018-2021 Crown Equipment Corporation  
SF19948 Rev. 11-21  
Printed in U.S.A.